





District Health Assessment for Multiple District 16 through December 2024

|  |   | Clubs        |                     |             |  |           |                 |                        | Membership                      |                                     |                             |         |          |  |   | Member Strength            |                               | Cancellation                         |                            | Reports                             |                              |                      | Finance                          | Leadership                       |                                |                                  |                                |
|--|---|--------------|---------------------|-------------|--|-----------|-----------------|------------------------|---------------------------------|-------------------------------------|-----------------------------|---------|----------|--|---|----------------------------|-------------------------------|--------------------------------------|----------------------------|-------------------------------------|------------------------------|----------------------|----------------------------------|----------------------------------|--------------------------------|----------------------------------|--------------------------------|
| District Name  | Status/<br>Number<br>of Months<br>in Status * | Active Clubs | Clubs in Status Quo | Total Clubs | % Status Quo Clubs in Financial Suspension | New Clubs | Cancelled Clubs | YTD Net Club Gain/Loss | Current Members In Active Clubs | Current Members In Status Quo Clubs | Current Total Members Count | YTD Add | YTD Drop | YTD NetGrowth (includes Active and Status Quo) | YTD NetGrowth% (includes Active and Status Quo) | Member Count 12 Months Ago | Average Member Count Per Club | % of Clubs with less than 20 members | Average Cancelled Club Age | Members Lost Due to Cancelled Clubs | % of Clubs Reporting Service | % No MMR in 3 Months | % No Officer Report in 12 months | % of Clubs with balance 90+ days | Number of Zone Chairs Recorded | Number of Region Chairs Recorded | District Officers Vacancies ** |
| 16 N   | T(24)   | 49           | 0                   | 49          | 0%   | 0         | 0               | 0                      | 1126                            | 0                                   | 1126                        | 45      | 51       | -6   | -0.53%  | 1,119                      | 23                            | 55%                                  | 0                          | 0                                   | 12%                          | 61%                  | 2%                               | 8%                               | 6                              | 1                                |                                |
| 16 J   | T(8)  | 55           | 0                   | 55          | 0%   | 2         | 1               | 1                      | 1236                            | 0                                   | 1236                        | 103     | 104      | -1   | -0.08%  | 1,262                      | 22                            | 47%                                  | 5                          | 0                                   | 27%                          | 51%                  | 13%                              | 2%                               | 12                             | 4                                |                                |
| 16 L   |   | 50           | 0                   | 50          | 0%   | 0         | 0               | 0                      | 1269                            | 0                                   | 1269                        | 57      | 49       | 8  | 0.63%   | 1,292                      | 25                            | 56%                                  | 0                          | 0                                   | 42%                          | 58%                  | 0%                               | 2%                               | 7                              | 2                                |                                |
|  |   | 154          | 0                   | 154         | 0%   | 2         | 1               | 1                      | 3631                            | 0                                   | 3631                        | 205     | 204      | 1  | 0.03%   | 3,673                      | 24                            | 53%                                  | 5                          | 0                                   | 27%                          | 56%                  | 5%                               | 4%                               | 25                             | 7                                |                                |




District Health Assessment for Multiple District 20 through December 2024

|  |                                      | Clubs        |                     |             |  |           |                 |                         | Membership                      |                                     |                             |         |          |  |   | Member Strength            |                               | Cancellation                         |                            | Reports                             |                              |                      | Finance                          | Leadership                       |                                |                                  |                                |
|--|--------------------------------------|--------------|---------------------|-------------|--|-----------|-----------------|-------------------------|---------------------------------|-------------------------------------|-----------------------------|---------|----------|--|---|----------------------------|-------------------------------|--------------------------------------|----------------------------|-------------------------------------|------------------------------|----------------------|----------------------------------|----------------------------------|--------------------------------|----------------------------------|--------------------------------|
| District Name  | Status/ Number of Months in Status * | Active Clubs | Clubs in Status Quo | Total Clubs | % Status Quo Clubs in Financial Suspension | New Clubs | Cancelled Clubs | YTD Net Club Gain/ Loss | Current Members In Active Clubs | Current Members In Status Quo Clubs | Current Total Members Count | YTD Add | YTD Drop | YTD NetGrowth (includes Active and Status Quo) | YTD NetGrowth% (includes Active and Status Quo) | Member Count 12 Months Ago | Average Member Count Per Club | % of Clubs with less than 20 members | Average Cancelled Club Age | Members Lost Due to Cancelled Clubs | % of Clubs Reporting Service | % No MMR in 3 Months | % No Officer Report in 12 months | % of Clubs with balance 90+ days | Number of Zone Chairs Recorded | Number of Region Chairs Recorded | District Officers Vacancies ** |
| 20 N   | T(24)                                | 44           | 0                   | 44          | 0%   | 0         | 1               | -1                      | 1151                            | 0                                   | 1151                        | 60      | 103      | -43  | -3.60%  | 1,186                      | 26                            | 39%                                  | 5                          | 18                                  | 45%                          | 30%                  | 2%                               | 2%                               | 10                             | 0                                |                                |
| 20 E1  | T(24)                                | 37           | 0                   | 37          | 0%   | 0         | 0               | 0                       | 1157                            | 0                                   | 1157                        | 21      | 39       | -18  | -1.53%  | 1,190                      | 31                            | 32%                                  | 0                          | 0                                   | 38%                          | 49%                  | 0%                               | 0%                               | 0                              | 0                                | GLT                            |
| 20 E2  | T(24)                                | 35           | 0                   | 35          | 0%   | 0         | 0               | 0                       | 824                             | 0                                   | 824                         | 18      | 42       | -24  | -2.83%  | 861                        | 24                            | 57%                                  | 0                          | 0                                   | 63%                          | 43%                  | 0%                               | 3%                               | 4                              | 0                                |                                |
| 20 W   | T(7)                                 | 47           | 0                   | 47          | 0%   | 0         | 1               | -1                      | 1233                            | 0                                   | 1233                        | 41      | 72       | -31  | -2.45%  | 1,243                      | 26                            | 34%                                  | 85                         | 4                                   | 62%                          | 47%                  | 0%                               | 2%                               | 8                              | 5                                | 1st VDG,2nd VDG                |
| 20 Y   | T(24)                                | 48           | 0                   | 48          | 0%   | 0         | 0               | 0                       | 1150                            | 0                                   | 1150                        | 56      | 69       | -13  | -1.12%  | 1,194                      | 24                            | 40%                                  | 0                          | 0                                   | 75%                          | 46%                  | 0%                               | 2%                               | 5                              | 1                                | 2nd VDG                        |
| 20 O   | T(24)                                | 46           | 0                   | 46          | 0%   | 0         | 0               | 0                       | 1193                            | 0                                   | 1193                        | 77      | 33       | 44   | 3.83%   | 1,180                      | 26                            | 33%                                  | 0                          | 0                                   | 80%                          | 46%                  | 0%                               | 2%                               | 8                              | 1                                |                                |
| 20 R1  | T(24)                                | 25           | 0                   | 25          | 0%   | 0         | 2               | -2                      | 676                             | 0                                   | 676                         | 39      | 63       | -24  | -3.43%  | 704                        | 27                            | 40%                                  | 45                         | 29                                  | 48%                          | 44%                  | 4%                               | 4%                               | 3                              | 0                                |                                |
| 20 R2  | T(24)                                | 35           | 0                   | 35          | 0%   | 0         | 0               | 0                       | 1169                            | 0                                   | 1169                        | 112     | 102      | 10   | 0.86%   | 1,110                      | 33                            | 46%                                  | 0                          | 0                                   | 37%                          | 49%                  | 0%                               | 9%                               | 12                             | 6                                |                                |
| 20 K1  |                                      | 65           | 0                   | 65          | 0%   | 2         | 2               | 0                       | 1946                            | 0                                   | 1946                        | 121     | 121      | 0  | 0.00%   | 1,930                      | 30                            | 32%                                  | 9                          | 25                                  | 85%                          | 46%                  | 5%                               | 6%                               | 16                             | 5                                |                                |
| 20 K2  | T(6)                                 | 32           | 0                   | 32          | 0%   | 0         | 4               | -4                      | 1173                            | 0                                   | 1173                        | 92      | 180      | -88  | -6.98%  | 1,250                      | 37                            | 31%                                  | 64                         | 45                                  | 50%                          | 31%                  | 0%                               | 3%                               | 5                              | 0                                | 2nd VDG                        |
| 20 S   | T(24)                                | 38           | 0                   | 38          | 0%   | 0         | 1               | -1                      | 1155                            | 0                                   | 1155                        | 47      | 43       | 4  | 0.35%   | 1,159                      | 30                            | 37%                                  | 7                          | 0                                   | 61%                          | 58%                  | 3%                               | 5%                               | 5                              | 0                                | 2nd VDG                        |
|  |                                      | 452          | 0                   | 452         | 0%   | 2         | 11              | -9                      | 12827                           | 0                                   | 12827                       | 684     | 867      | -183   | -1.41%  | 13,007                     | 28                            | 38%                                  | 42                         | 121                                 | 61%                          | 44%                  | 1%                               | 4%                               | 76                             | 18                               |                                |



District Health Assessment for Multiple District 22 through December 2024

|  |   | Clubs        |                     |             |  |           |                 |                        | Membership                      |                                     |                             |         |          |  |   | Member Strength            |                               | Cancellation                         |                            | Reports                             |                              |                      | Finance                          | Leadership                       |                                |                                  |                                |
|--|---|--------------|---------------------|-------------|--|-----------|-----------------|------------------------|---------------------------------|-------------------------------------|-----------------------------|---------|----------|--|---|----------------------------|-------------------------------|--------------------------------------|----------------------------|-------------------------------------|------------------------------|----------------------|----------------------------------|----------------------------------|--------------------------------|----------------------------------|--------------------------------|
| District Name  | Status/<br>Number<br>of Months<br>in Status * | Active Clubs | Clubs in Status Quo | Total Clubs | % Status Quo Clubs in Financial Suspension | New Clubs | Cancelled Clubs | YTD Net Club Gain/Loss | Current Members In Active Clubs | Current Members In Status Quo Clubs | Current Total Members Count | YTD Add | YTD Drop | YTD NetGrowth (includes Active and Status Quo) | YTD NetGrowth% (includes Active and Status Quo) | Member Count 12 Months Ago | Average Member Count Per Club | % of Clubs with less than 20 members | Average Cancelled Club Age | Members Lost Due to Cancelled Clubs | % of Clubs Reporting Service | % No MMR in 3 Months | % No Officer Report in 12 months | % of Clubs with balance 90+ days | Number of Zone Chairs Recorded | Number of Region Chairs Recorded | District Officers Vacancies ** |
| 22 A   | T(24)   | 22           | 0                   | 22          | 0%   | 0         | 0               | 0                      | 515                             | 0                                   | 515                         | 17      | 15       | 2  | 0.39%   | 508                        | 23                            | 50%                                  | 0                          | 0                                   | 50%                          | 59%                  | 9%                               | 5%                               | 4                              | 0                                | 2nd VDG,GST                    |
| 22 B   |   | 43           | 0                   | 43          | 0%   | 0         | 2               | -2                     | 1273                            | 0                                   | 1273                        | 40      | 83       | -43  | -3.27%  | 1,322                      | 30                            | 40%                                  | 7                          | 35                                  | 60%                          | 53%                  | 5%                               | 2%                               | 0                              | 0                                | 2nd VDG                        |
| 22 C   | T(24)   | 42           | 0                   | 42          | 0%   | 1         | 3               | -2                     | 1073                            | 0                                   | 1073                        | 75      | 127      | -52  | -4.62%  | 1,083                      | 26                            | 48%                                  | 2                          | 51                                  | 52%                          | 48%                  | 12%                              | 5%                               | 8                              | 0                                |                                |
| 22 D   | T(23)   | 33           | 0                   | 33          | 0%   | 0         | 2               | -2                     | 1194                            | 0                                   | 1194                        | 86      | 97       | -11  | -0.91%  | 1,182                      | 36                            | 24%                                  | 8                          | 3                                   | 64%                          | 24%                  | 0%                               | 3%                               | 5                              | 0                                |                                |
| 22 W   |   | 50           | 0                   | 50          | 0%   | 0         | 2               | -2                     | 1572                            | 0                                   | 1572                        | 56      | 88       | -32  | -2.00%  | 1,592                      | 31                            | 34%                                  | 28                         | 9                                   | 62%                          | 32%                  | 2%                               | 0%                               | 12                             | 4                                |                                |
|  |   | 190          | 0                   | 190         | 0%   | 1         | 9               | -8                     | 5627                            | 0                                   | 5627                        | 274     | 410      | -136   | -2.36%  | 5,687                      | 30                            | 38%                                  | 10                         | 98                                  | 58%                          | 42%                  | 5%                               | 3%                               | 29                             | 4                                |                                |




District Health Assessment for Multiple District 23 through December 2024

| District Name | Status/<br>Number<br>of Months<br>in Status * | Clubs        |                     |             |  |           |                 |                        | Membership                      |                                     |                             |         |          |  |   | Member Strength            |                               | Cancellation                         |                            | Reports                             |                              |                      | Finance                          | Leadership                       |                                |                                  |                                |
|---------------|---|--------------|---------------------|-------------|--|-----------|-----------------|------------------------|---------------------------------|-------------------------------------|-----------------------------|---------|----------|--|---|----------------------------|-------------------------------|--------------------------------------|----------------------------|-------------------------------------|------------------------------|----------------------|----------------------------------|----------------------------------|--------------------------------|----------------------------------|--------------------------------|
|               |   | Active Clubs | Clubs in Status Quo | Total Clubs | % Status Quo Clubs in Financial Suspension | New Clubs | Cancelled Clubs | YTD Net Club Gain/Loss | Current Members In Active Clubs | Current Members In Status Quo Clubs | Current Total Members Count | YTD Add | YTD Drop | YTD NetGrowth (includes Active and Status Quo) | YTD NetGrowth% (includes Active and Status Quo) | Member Count 12 Months Ago | Average Member Count Per Club | % of Clubs with less than 20 members | Average Cancelled Club Age | Members Lost Due to Cancelled Clubs | % of Clubs Reporting Service | % No MMR in 3 Months | % No Officer Report in 12 months | % of Clubs with balance 90+ days | Number of Zone Chairs Recorded | Number of Region Chairs Recorded | District Officers Vacancies ** |
| 23 A          |   | 47           | 0                   | 47          | 0%   | 0         | 0               | 0                      | 1265                            | 0                                   | 1265                        | 63      | 56       | 7  | 0.56%   | 1,228                      | 27                            | 49%                                  | 0                          | 0                                   | 89%                          | 30%                  | 4%                               | 0%                               | 6                              | 0                                |                                |
| 23 B          |   | 56           | 0                   | 56          | 0%   | 1         | 0               | 1                      | 1791                            | 0                                   | 1791                        | 89      | 74       | 15   | 0.84%   | 1,769                      | 32                            | 29%                                  | 0                          | 0                                   | 61%                          | 41%                  | 2%                               | 5%                               | 7                              | 0                                |                                |
| 23 C          |   | 55           | 0                   | 55          | 0%   | 3         | 0               | 3                      | 1581                            | 0                                   | 1581                        | 122     | 50       | 72   | 4.77%   | 1,445                      | 29                            | 36%                                  | 0                          | 0                                   | 60%                          | 45%                  | 0%                               | 4%                               | 8                              | 0                                |                                |
|               |   | 158          | 0                   | 158         | 0%   | 4         | 0               | 4                      | 4637                            | 0                                   | 4637                        | 274     | 180      | 94   | 2.07%   | 4,442                      | 29                            | 37%                                  | 0                          | 0                                   | 69%                          | 39%                  | 2%                               | 3%                               | 21                             | 0                                |                                |




District Health Assessment for Multiple District 33 through December 2024

|  |   | Clubs        |                     |             |  |           |                 |                        | Membership                      |                                     |                             |         |          |  |   | Member Strength            |                               | Cancellation                         |                            | Reports                             |                              |                      | Finance                          | Leadership                       |                                |                                  |                                |
|--|---|--------------|---------------------|-------------|--|-----------|-----------------|------------------------|---------------------------------|-------------------------------------|-----------------------------|---------|----------|--|---|----------------------------|-------------------------------|--------------------------------------|----------------------------|-------------------------------------|------------------------------|----------------------|----------------------------------|----------------------------------|--------------------------------|----------------------------------|--------------------------------|
| District Name  | Status/<br>Number<br>of Months<br>in Status * | Active Clubs | Clubs in Status Quo | Total Clubs | % Status Quo Clubs in Financial Suspension | New Clubs | Cancelled Clubs | YTD Net Club Gain/Loss | Current Members In Active Clubs | Current Members In Status Quo Clubs | Current Total Members Count | YTD Add | YTD Drop | YTD NetGrowth (includes Active and Status Quo) | YTD NetGrowth% (includes Active and Status Quo) | Member Count 12 Months Ago | Average Member Count Per Club | % of Clubs with less than 20 members | Average Cancelled Club Age | Members Lost Due to Cancelled Clubs | % of Clubs Reporting Service | % No MMR in 3 Months | % No Officer Report in 12 months | % of Clubs with balance 90+ days | Number of Zone Chairs Recorded | Number of Region Chairs Recorded | District Officers Vacancies ** |
| 33 Y   | T(24)   | 29           | 0                   | 29          | 0%   | 0         | 0               | 0                      | 746                             | 0                                   | 746                         | 31      | 31       | 0  | 0.00%   | 755                        | 26                            | 48%                                  | 0                          | 0                                   | 41%                          | 52%                  | 0%                               | 3%                               | 8                              | 0                                | GLT                            |
| 33 A   | T(17)   | 45           | 0                   | 45          | 0%   | 0         | 0               | 0                      | 1196                            | 0                                   | 1196                        | 37      | 51       | -14  | -1.16%  | 1,225                      | 27                            | 47%                                  | 0                          | 0                                   | 49%                          | 53%                  | 16%                              | 2%                               | 8                              | 0                                |                                |
| 33 N   | T(24)   | 39           | 0                   | 39          | 0%   | 0         | 0               | 0                      | 1056                            | 0                                   | 1056                        | 41      | 80       | -39  | -3.56%  | 1,084                      | 27                            | 41%                                  | 0                          | 0                                   | 46%                          | 41%                  | 10%                              | 5%                               | 6                              | 2                                | 1st VDG,2nd VDG,GLT,GST        |
| 33 K   |   | 47           | 0                   | 47          | 0%   | 0         | 0               | 0                      | 1443                            | 0                                   | 1443                        | 77      | 109      | -32  | -2.17%  | 1,509                      | 31                            | 36%                                  | 0                          | 0                                   | 57%                          | 28%                  | 2%                               | 9%                               | 9                              | 0                                |                                |
| 33 S   |   | 45           | 0                   | 45          | 0%   | 0         | 1               | -1                     | 1378                            | 0                                   | 1378                        | 52      | 117      | -65  | -4.50%  | 1,437                      | 31                            | 44%                                  | 57                         | 33                                  | 44%                          | 49%                  | 4%                               | 2%                               | 7                              | 0                                |                                |
|  |   | 205          | 0                   | 205         | 0%   | 0         | 1               | -1                     | 5819                            | 0                                   | 5819                        | 238     | 388      | -150   | -2.51%  | 6,010                      | 28                            | 43%                                  | 57                         | 33                                  | 48%                          | 44%                  | 7%                               | 4%                               | 38                             | 2                                |                                |




District Health Assessment for Multiple District 44 through December 2024

|  Status/<br>District<br>Name of Months<br>in Status * |       | Clubs           |                              |                |   |              |                    |                                     | Membership                               |   |                                      |            |             |  |   | Member Strength                     |  | Cancellation                                     |                                     | Reports   |                                       |                               | Finance                                   | Leadership                                |  |  |   |
|---|-------|-----------------|------------------------------|----------------|---|--------------|--------------------|-------------------------------------|--|---|--------------------------------------|------------|-------------|--|---|-------------------------------------|--|--|-------------------------------------|---|---------------------------------------|-------------------------------|---|---|--|--|---|
|   |       | Active<br>Clubs | Clubs<br>in<br>Status<br>Quo | Total<br>Clubs | % Status<br>Quo<br>in Financial<br>Suspension | New<br>Clubs | Cancelled<br>Clubs | YTD<br>Net<br>Club<br>Gain/<br>Loss | Current<br>Members<br>In Active<br>Clubs | Current<br>Members<br>In Status<br>Quo<br>Clubs | Current<br>Total<br>Members<br>Count | YTD<br>Add | YTD<br>Drop | YTD<br>NetGrowth<br>(includes<br>Active and<br>Status Quo) | YTD<br>NetGrowth%<br>(includes<br>Active and<br>Status Quo) | Member<br>Count 12<br>Months<br>Ago | Average<br>Member<br>Count<br>Per Club | % of<br>Clubs<br>with less<br>than 20<br>members | Average<br>Cancelled<br>Club<br>Age | Members<br>Lost<br>Due to<br>Cancelled<br>Clubs | % of<br>Clubs<br>Reporting<br>Service | % No<br>MMR<br>in<br>3 Months | % No<br>Officer<br>Report in<br>12 months | % of Clubs<br>with<br>balance<br>90+ days | Number<br>of<br>Zone<br>Chairs<br>Recorded | Number<br>of<br>Region<br>Chairs<br>Recorded | District<br>Officers<br>Vacancies<br>** |
| 44 N  | T(24) | 40              | 0                            | 40             | 0%  | 0            | 0                  | 0                                   | 1018                                     | 0   | 1018                                 | 51         | 54          | -3   | -0.29%  | 997                                 | 25                                     | 45%  | 0                                   | 0   | 65%                                   | 35%                           | 10%                                       | 3%  | 3  | 1  |   |
| 44 H  | T(18) | 39              | 0                            | 39             | 0%  | 1            | 0                  | 1                                   | 1227                                     | 0   | 1227                                 | 100        | 74          | 26   | 2.16%   | 1,213                               | 31                                     | 41%  | 0                                   | 0   | 77%                                   | 26%                           | 0%  | 0%  | 5  | 0  |   |
|   |       | 79              | 0                            | 79             | 0%  | 1            | 0                  | 1                                   | 2245                                     | 0   | 2245                                 | 151        | 128         | 23   | 1.04%   | 2,210                               | 28                                     | 43%  | 0                                   | 0   | 71%                                   | 30%                           | 5%  | 1%  | 8  | 1  |   |




District Health Assessment for District 41 through December 2024

|  |   | Clubs        |                              |             |  |           |                 |                                     | Membership                               |   |                                      |            |             |  |   | Member Strength                     |  | Cancellation                                     |                                     | Reports   |                                       |                               | Finance                                   | Leadership                                |  |  |   |
|--|---|--------------|------------------------------|-------------|--|-----------|-----------------|-------------------------------------|--|---|--------------------------------------|------------|-------------|--|---|-------------------------------------|--|--|-------------------------------------|---|---------------------------------------|-------------------------------|---|---|--|--|---|
| District Name  | Status/<br>Number<br>of Months<br>in Status * | Active Clubs | Clubs<br>in<br>Status<br>Quo | Total Clubs | % Status<br>Quo<br>Clubs<br>in Financial<br>Suspension | New Clubs | Cancelled Clubs | YTD<br>Net<br>Club<br>Gain/<br>Loss | Current<br>Members<br>In Active<br>Clubs | Current<br>Members<br>In Status<br>Quo<br>Clubs | Current<br>Total<br>Members<br>Count | YTD<br>Add | YTD<br>Drop | YTD<br>NetGrowth<br>(includes<br>Active and<br>Status Quo) | YTD<br>NetGrowth%<br>(includes<br>Active and<br>Status Quo) | Member<br>Count 12<br>Months<br>Ago | Average<br>Member<br>Count<br>Per Club | % of<br>Clubs<br>with less<br>than 20<br>members | Average<br>Cancelled<br>Club<br>Age | Members<br>Lost<br>Due to<br>Cancelled<br>Clubs | % of<br>Clubs<br>Reporting<br>Service | % No<br>MMR<br>in<br>3 Months | % No<br>Officer<br>Report in<br>12 months | % of Clubs<br>with<br>balance<br>90+ days | Number<br>of<br>Zone<br>Chairs<br>Recorded | Number<br>of<br>Region<br>Chairs<br>Recorded | District<br>Officers<br>Vacancies<br>** |
|  |   |              |                              |             |  |           |                 |                                     |  |   |                                      |            |             |  |   |                                     |  |  |                                     |   |                                       |                               |   |   |  |  |   |
| 41   |   | 67           | 0                            | 67          | 0%   | 0         | 3               | -3                                  | 1821                                     | 0   | 1821                                 | 87         | 131         | -44  | -2.36%  | 1,831                               | 27                                     | 39%  | 38                                  | 21  | 34%                                   | 42%                           | 7%  | 1%  | 8  | 0  | 2nd VDG                                 |
|  |   | 67           | 0                            | 67          | 0%   | 0         | 3               | -3                                  | 1821                                     | 0   | 1821                                 | 87         | 131         | -44  | -2.36%  | 1,831                               | 27                                     | 39%  | 38                                  | 21  | 34%                                   | 42%                           | 7%  | 1%  | 8  | 0  |   |




District Health Assessment for District 42 through December 2024

|  |   | Clubs        |                     |             |   |           |                 |                        | Membership                      |                                     |                             |         |          |  |   | Member Strength            |                               | Cancellation                         |                            | Reports                             |                              |                      | Finance                          | Leadership                       |                                |                                  |                                |
|--|---|--------------|---------------------|-------------|---|-----------|-----------------|------------------------|---------------------------------|-------------------------------------|-----------------------------|---------|----------|--|---|----------------------------|-------------------------------|--------------------------------------|----------------------------|-------------------------------------|------------------------------|----------------------|----------------------------------|----------------------------------|--------------------------------|----------------------------------|--------------------------------|
| District Name  | Status/<br>Number<br>of Months<br>in Status * | Active Clubs | Clubs in Status Quo | Total Clubs | % Status Quo<br>in Financial Suspension | New Clubs | Cancelled Clubs | YTD Net Club Gain/Loss | Current Members In Active Clubs | Current Members In Status Quo Clubs | Current Total Members Count | YTD Add | YTD Drop | YTD NetGrowth (includes Active and Status Quo) | YTD NetGrowth% (includes Active and Status Quo) | Member Count 12 Months Ago | Average Member Count Per Club | % of Clubs with less than 20 members | Average Cancelled Club Age | Members Lost Due to Cancelled Clubs | % of Clubs Reporting Service | % No MMR in 3 Months | % No Officer Report in 12 months | % of Clubs with balance 90+ days | Number of Zone Chairs Recorded | Number of Region Chairs Recorded | District Officers Vacancies ** |
| 42   | T(24)   | 25           | 0                   | 25          | 0%                                      | 0         | 0               | 0                      | 1012                            | 0                                   | 1012                        | 48      | 35       | 13   | 1.30%   | 955                        | 40                            | 28%                                  | 0                          | 0                                   | 56%                          | 48%                  | 0%                               | 16%                              | 4                              | 3                                | 2nd VDG                        |
|  |   | 25           | 0                   | 25          | 0%                                      | 0         | 0               | 0                      | 1012                            | 0                                   | 1012                        | 48      | 35       | 13   | 1.30%   | 955                        | 40                            | 28%                                  | 0                          | 0                                   | 56%                          | 48%                  | 0%                               | 16%                              | 4                              | 3                                |                                |






District Health Assessment for District 45 through December 2024

|  |  | Clubs        |                     |             |   |           |                 |                        | Membership               |                                     |                             |         |          |  |   | Member Strength            |                               | Cancellation                         |                            | Reports                             |                              |                      | Finance                          | Leadership                       |                                |                                  |                                |
|--|--|--------------|---------------------|-------------|---|-----------|-----------------|------------------------|--------------------------|-------------------------------------|-----------------------------|---------|----------|--|---|----------------------------|-------------------------------|--------------------------------------|----------------------------|-------------------------------------|------------------------------|----------------------|----------------------------------|----------------------------------|--------------------------------|----------------------------------|--------------------------------|
| District Name  | Status/<br>Number of Months<br>in Status * | Active Clubs | Clubs in Status Quo | Total Clubs | % Status Quo<br>in Financial Suspension | New Clubs | Cancelled Clubs | YTD Net Club Gain/Loss | Current Members In Clubs | Current Members In Status Quo Clubs | Current Total Members Count | YTD Add | YTD Drop | YTD NetGrowth (includes Active and Status Quo) | YTD NetGrowth% (includes Active and Status Quo) | Member Count 12 Months Ago | Average Member Count Per Club | % of Clubs with less than 20 members | Average Cancelled Club Age | Members Lost Due to Cancelled Clubs | % of Clubs Reporting Service | % No MMR in 3 Months | % No Officer Report in 12 months | % of Clubs with balance 90+ days | Number of Zone Chairs Recorded | Number of Region Chairs Recorded | District Officers Vacancies ** |
| 45   | T(24)                                      | 30           | 0                   | 30          | 0%                                      | 0         | 0               | 0                      | 935                      | 0                                   | 935                         | 45      | 68       | -23  | -2.40%  | 972                        | 31                            | 23%                                  | 0                          | 0                                   | 53%                          | 43%                  | 17%                              | 0%                               | 0                              | 0                                |                                |
|  |  | 30           | 0                   | 30          | 0%                                      | 0         | 0               | 0                      | 935                      | 0                                   | 935                         | 45      | 68       | -23  | -2.40%  | 972                        | 31                            | 23%                                  | 0                          | 0                                   | 53%                          | 43%                  | 17%                              | 0%                               | 0                              | 0                                |                                |



District Health Assessment for Multiple District N through December 2024

|  |   | Clubs        |                              |             |  |           |                 |                               | Membership                         |  |                                |         |          |  |   | Member Strength               |                                     | Cancellation                                  |                                  | Reports                                   |                                    |                               | Finance                                   | Leadership                                |  |  |                                      |
|--|---|--------------|------------------------------|-------------|--|-----------|-----------------|-------------------------------|------------------------------------|--|--------------------------------|---------|----------|--|---|-------------------------------|-------------------------------------|---|----------------------------------|---|------------------------------------|-------------------------------|---|---|--|--|--------------------------------------|
| District Name  | Status/<br>Number<br>of Months<br>in Status * | Active Clubs | Clubs<br>in<br>Status<br>Quo | Total Clubs | % Status Quo<br>in Financial<br>Suspension | New Clubs | Cancelled Clubs | YTD Net Club<br>Gain/<br>Loss | Current Members<br>In Active Clubs | Current Members<br>In Status Quo Clubs | Current Total<br>Members Count | YTD Add | YTD Drop | YTD NetGrowth<br>(includes Active and<br>Status Quo) | YTD NetGrowth%<br>(includes Active and<br>Status Quo) | Member Count 12<br>Months Ago | Average Member<br>Count<br>Per Club | % of Clubs<br>with less<br>than 20<br>members | Average Cancelled<br>Club<br>Age | Members Lost<br>Due to<br>Cancelled Clubs | % of Clubs<br>Reporting<br>Service | % No<br>MMR<br>in<br>3 Months | % No<br>Officer<br>Report in<br>12 months | % of Clubs<br>with<br>balance<br>90+ days | Number<br>of<br>Zone<br>Chairs<br>Recorded | Number<br>of<br>Region<br>Chairs<br>Recorded | District Officers<br>Vacancies<br>** |
| N 1  |   | 3            | 0                            | 3           | 0%   | 0         | 0               | 0                             | 177                                | 0                                      | 177                            | 3       | 1        | 2  | 1.14%   | 172                           | 59                                  | 0%  | 0                                | 0   | 67%                                | 67%                           | 0%  | 0%  | 10   | 0  |                                      |
|  |   | 3            | 0                            | 3           | 0%   | 0         | 0               | 0                             | 177                                | 0                                      | 177                            | 3       | 1        | 2  | 1.14%   | 172                           | 59                                  | 0%  | 0                                | 0   | 67%                                | 67%                           | 0%  | 0%  | 10   | 0  |                                      |

\* - District Status: P - Provisional, T - Transitional.  
\*\* - District Officers Vacancies: DG - District Governor, 1st VDG - First Vice District Governor, 2nd VDG - Second Vice District Governor.